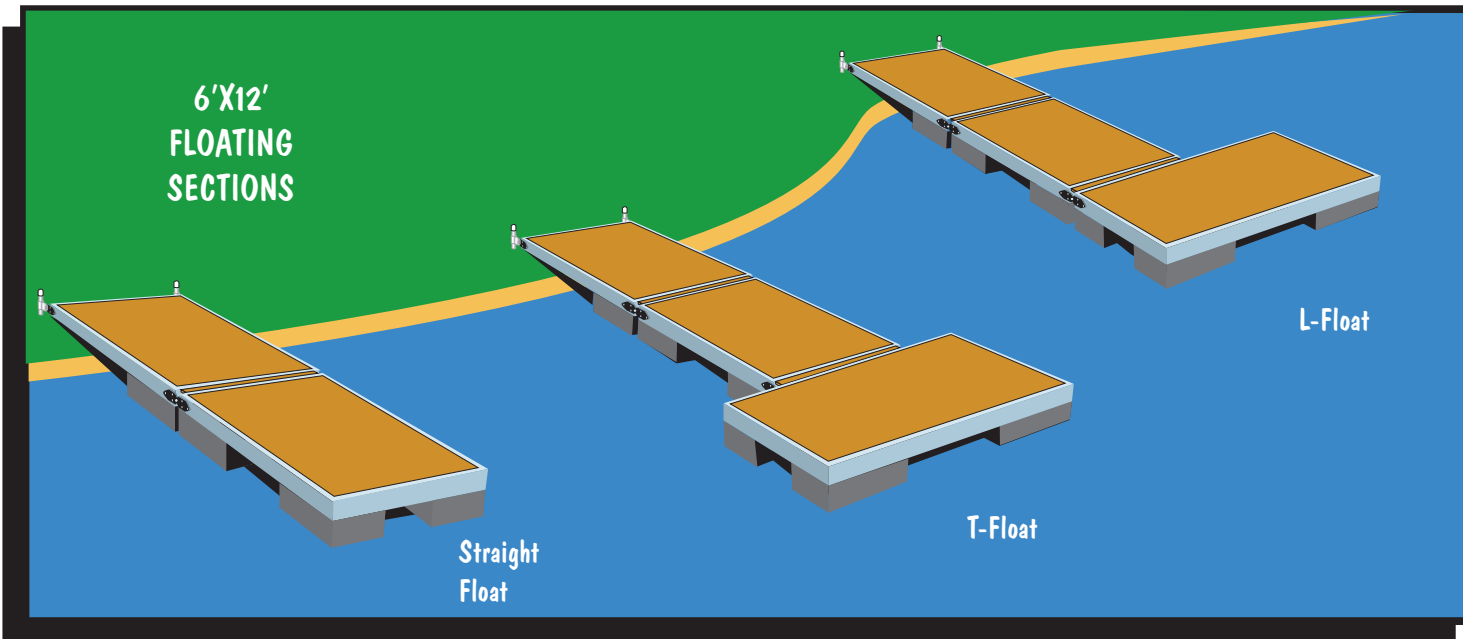


Modern durability meets natural elegance in Great Northern Docks Dura-LITE aluminum dock line. The lightweight, but rugged, aluminum framework supports a natural looking composite deck surface for a maintenance free, long lasting dock. The robust framework is hand crafted in Maine for the New England waterfront, because we understand people who work hard, play hard too.

Available as floating or stationary setups in a variety of configurations to suit your custom needs, our Dura-LITE aluminum docks are easy to install and built to last for decades. (See our 15 year limited warrantee.)

Floating sections connect with quiet polyurethane hinges, time tested for durability. Our tough Drag-On floats provide stable floatation with optional skid attachment for sliding onto shore.



The 8'x8' swim float provides a warm and comfortable platform for sunbathing or swimming and playing in the water.

Chose Composite or Red Cedar Decking.

Our **Composite** decking is a state of the art blend of plastic, minerals, and wood fibers designed for a natural wood appearance. It is engineered to resist fading, and eliminates cracking, rotting or splintering. This maintenance free surface carries a 20 year manufacturers limited warrantee, providing an exquisite look to your waterfront for decades to come.

Red Cedar is light, strong, and has a beautiful grain pattern with a natural reddish hue.

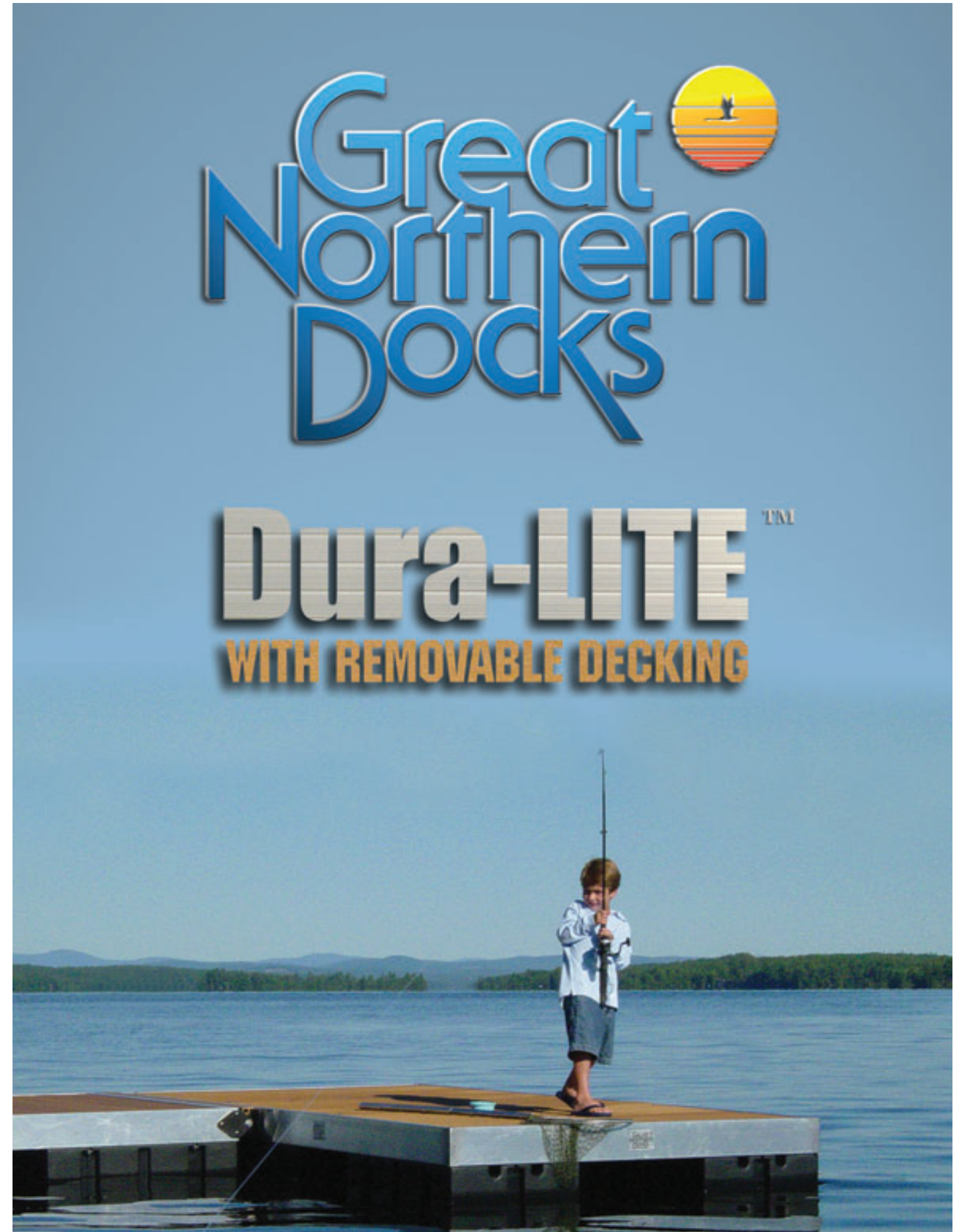


Great Northern Docks

1-800-423-4042

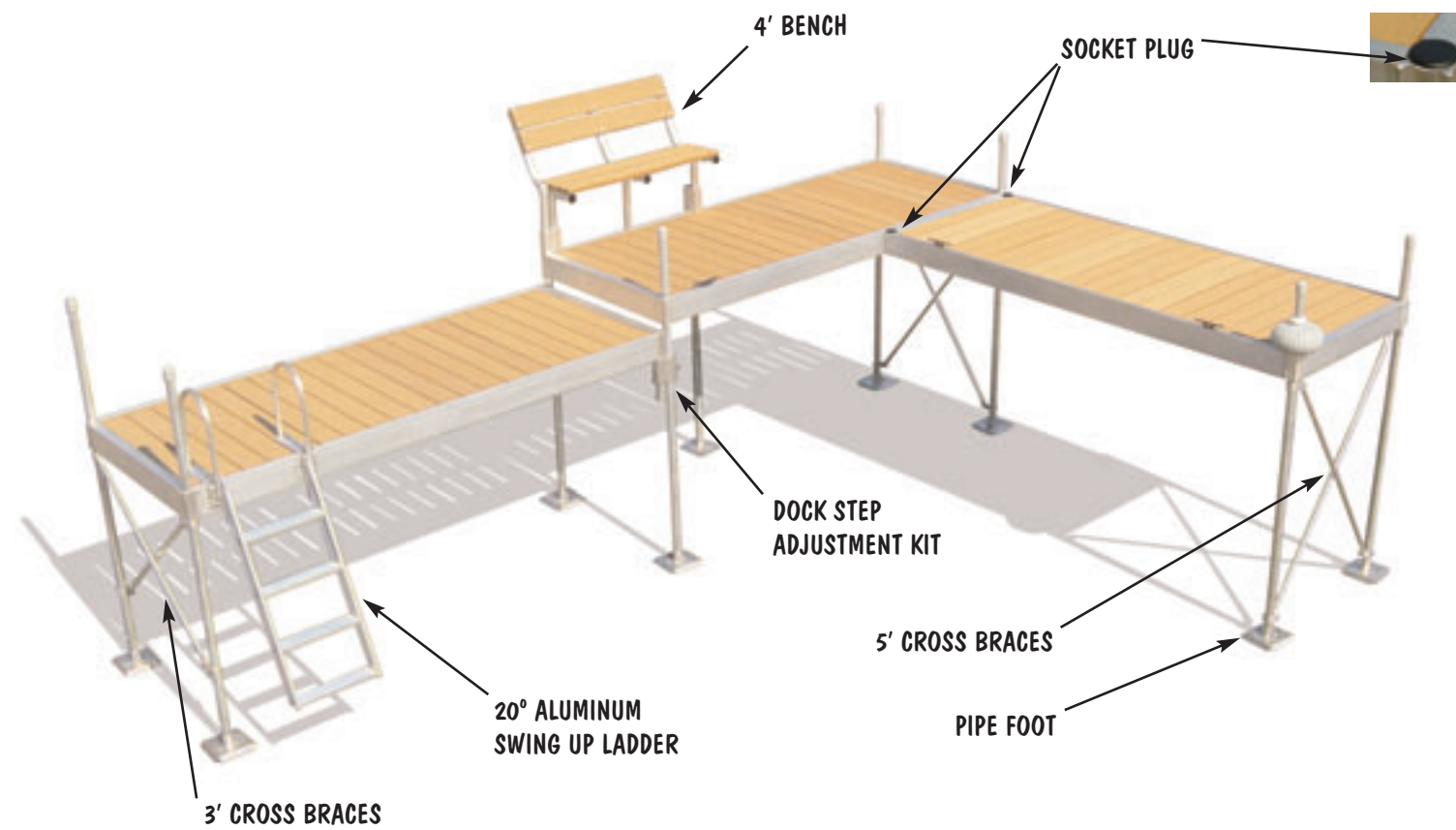
- Aluminum or Wood Docks
- Roto-Molded Polyethylene Floats
- Galvanized Steel Dock Hardware
- Waterfront Accessories & More

1114 Roosevelt Trail Naples, Me www.greatnortherndocks.com

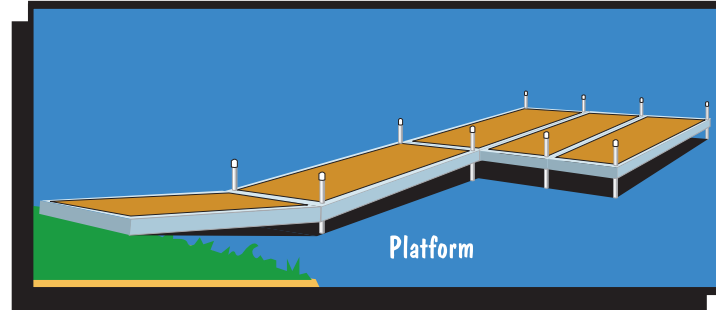
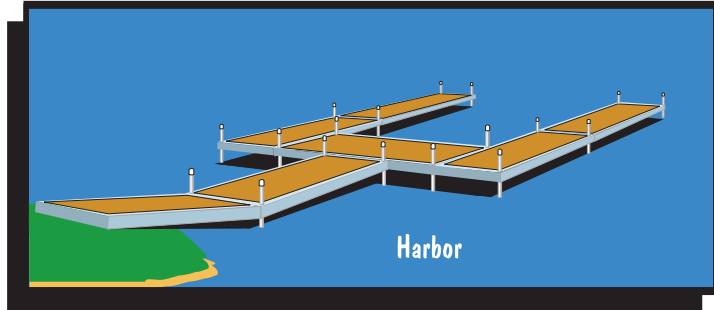
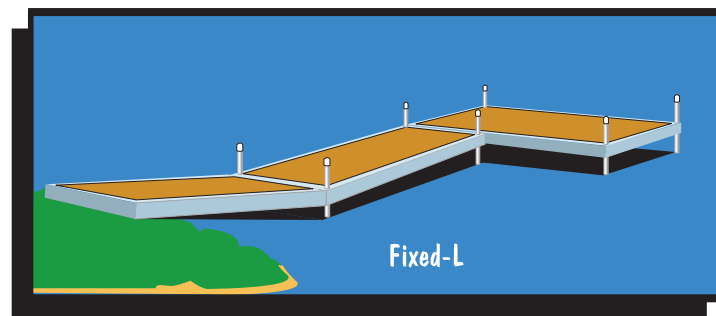
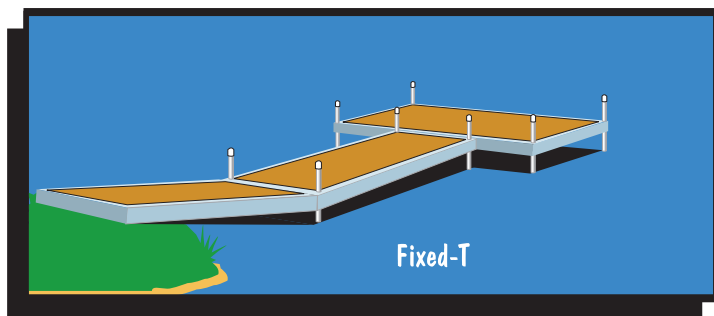




The light removable deck panels drop in and latch down, allowing for ease of dock portability. When panels are removed, the dock sections are lightweight and easy to install.



4' X 10' Configurations



All stationary sections (non-floating) come with built-in sockets for dock legs, internal to the frame for a clean outer dock edge. The deep sockets stabilize the legs and help to keep legs plumb during installation. Optional galvanized steel legs can be driven into the mud or sand, providing a firm platform for tying boats. This may eliminate the need for a boat lift, an expense required with most other aluminum docks.

Our variety of accessories allow custom adaptation to both your waterfront and lifestyle. Open frame sides allow for attachment of accessories like cleats and bumpers unlike most other aluminum docks.

Bumpers can be attached with a special adhesive tape, rivets or screws.

