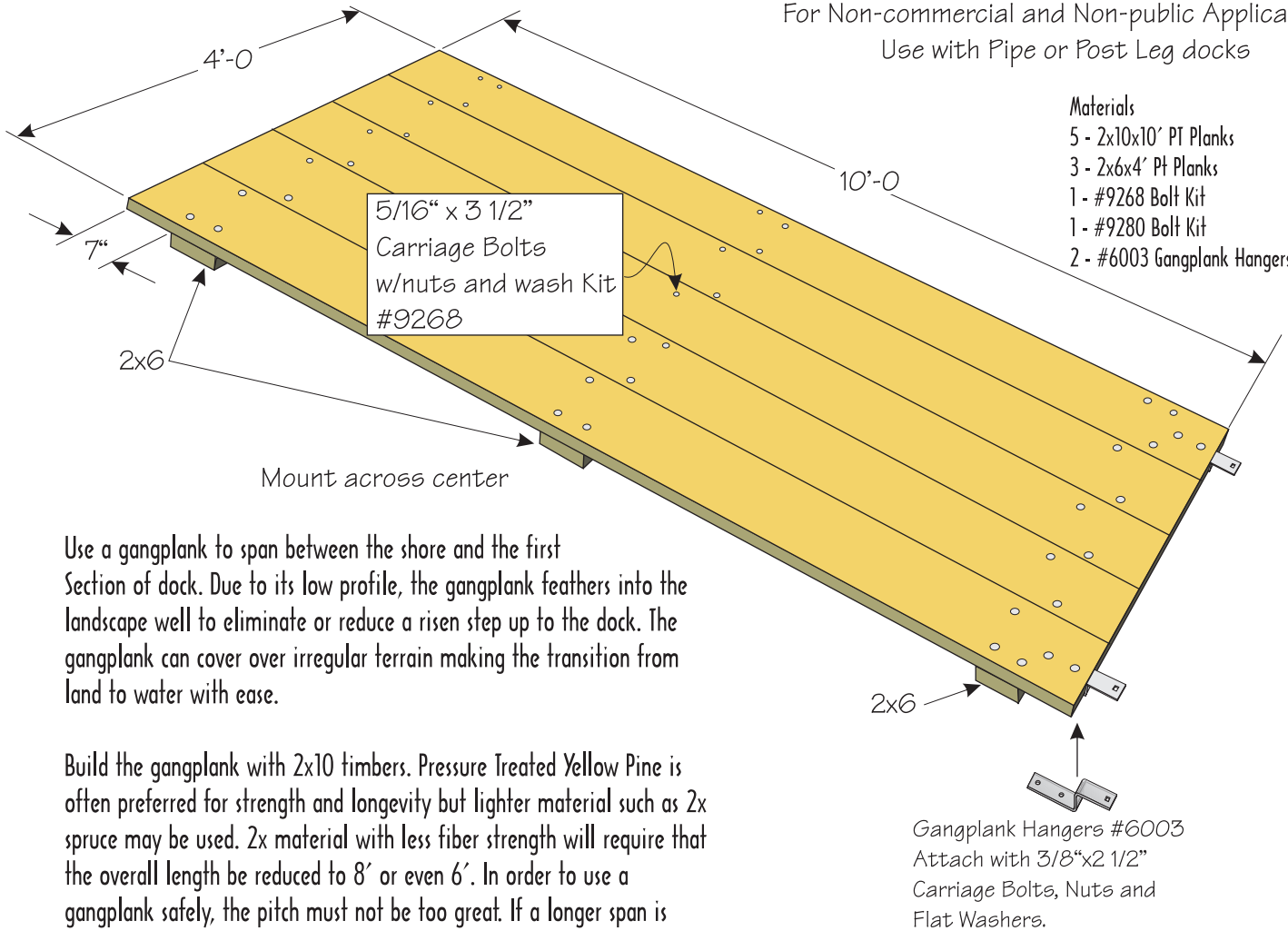


Great Northern Docks

4'x10' Gangplank

For Non-commercial and Non-public Applications
Use with Pipe or Post Leg docks

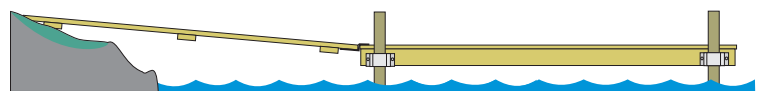


Use a gangplank to span between the shore and the first Section of dock. Due to its low profile, the gangplank feathers into the landscape well to eliminate or reduce a risen step up to the dock. The gangplank can cover over irregular terrain making the transition from land to water with ease.

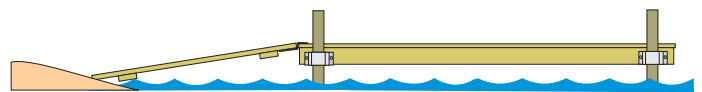
Build the gangplank with 2x10 timbers. Pressure Treated Yellow Pine is often preferred for strength and longevity but lighter material such as 2x spruce may be used. 2x material with less fiber strength will require that the overall length be reduced to 8' or even 6'. In order to use a gangplank safely, the pitch must not be too great. If a longer span is required than 10', consider building a ramp.

Assemble the 4'x10' gangplank with three pieces of 2x6 fastened with carriage bolts, nuts and washers across the underside. The carriage heads should be on the top surface, of course. Mount two Gangplank Hangers #6003 for secure attachment of the gangplank to the dock.

The Gangplank Hanger can be bent slightly for a flush fit on the decking



Long Gangplank
Down-slope



Short Gangplank
Up-slope

Disclaimer

In no event shall Great Northern Docks or its proprietors be held liable for the performance of these designs. You are hereby advised to consult with an architect or public engineer licensed to perform services in the community where your dock project will be installed, along with code enforcement in said community before following the plans and instructions shown on Great Northern Docks. By following these dock plans, the project owner and builder accept the sole responsibility for the safety and overall performance of the design.